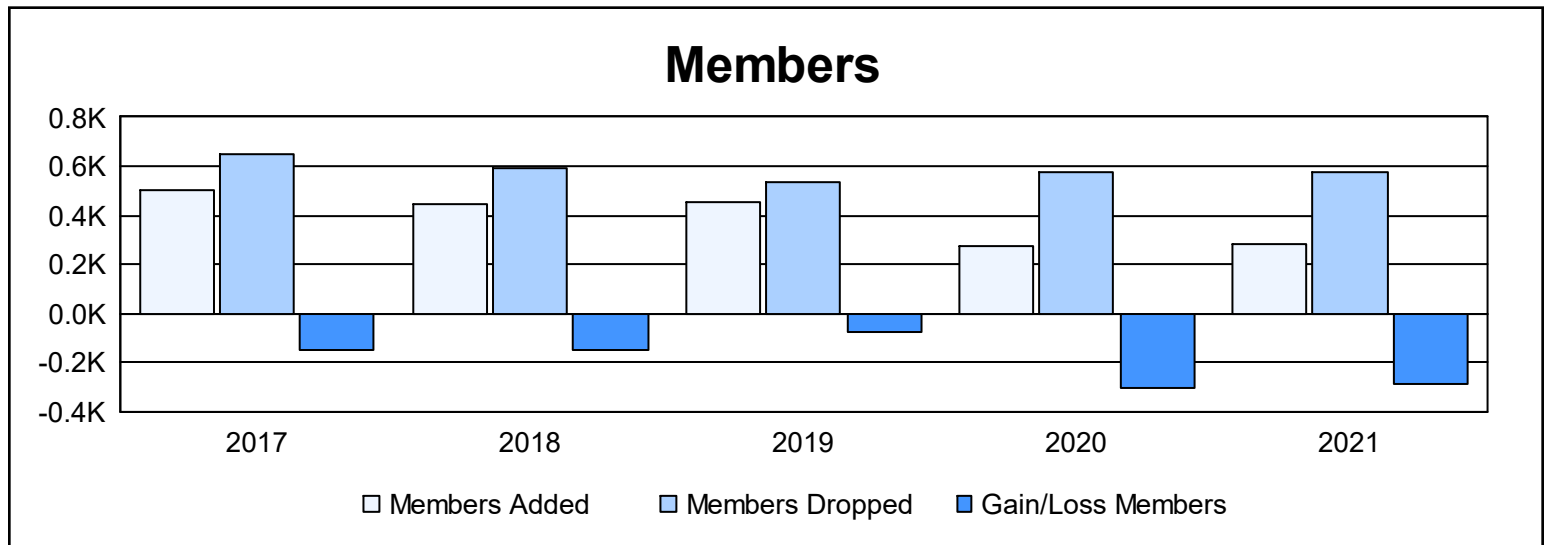
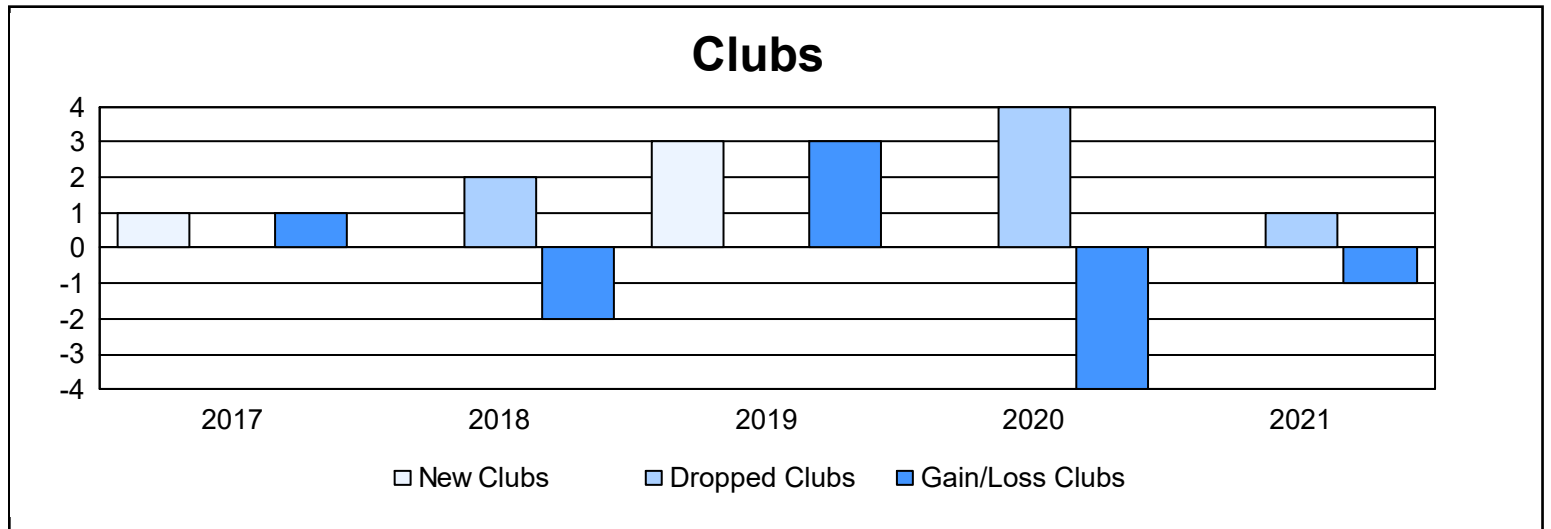
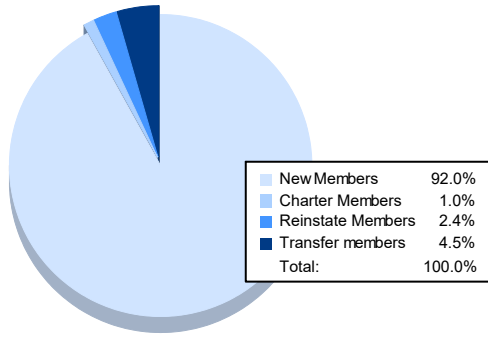


Year	New Clubs	Dropped Clubs	Gain/ Loss Clubs	New Members	Charter Members	Reinstate Members	Transfer Members	Total Member Added	Total Members Dropped	Gain/ Loss Members
2016-2017	1	0	1	442	20	28	10	500	650	-150
2017-2018	0	2	-2	422	0	4	17	443	593	-150
2018-2019	3	0	3	367	82	5	3	457	535	-78
2019-2020	0	4	-4	269	2	1	6	278	578	-300
2020-2021	0	1	-1	263	3	7	13	286	572	-286
<b>Average</b>	<b>1</b>	<b>1</b>	<b>-1</b>	<b>353</b>	<b>21</b>	<b>9</b>	<b>10</b>	<b>393</b>	<b>586</b>	<b>-193</b>



### Membership Composition June 2021 Cumulative



### Gender Composition June 2021 Cumulative

